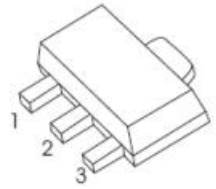


**SOT-89-3L Bipolar Transistor 双极型三极管**

■ Features 特点

NPN High Voltage 高压

- 1. BASE
- 2. COLLECTOR
- 3. EMITTER



■ Absolute Maximum Ratings 最大额定值

Characteristic 特性参数	Symbol 符号	Rat 额定值	Unit 单位
Collector-Base Voltage 集电极基极电压	$V_{CBO}$	200	V
Collector-Emitter Voltage 集电极发射极电压	$V_{CEO}$	150	V
Emitter-Base Voltage 发射极基极电压	$V_{EBO}$	5	V
Collector Current 集电极电流	$I_C$	50	mA
Power dissipation 耗散功率	$P_C(T_a=25^\circ\text{C})$	500	mW
Thermal Resistance Junction-Ambient 热阻	$R_{\theta JA}$	250	$^\circ\text{C}/\text{W}$
Junction and Storage Temperature 结温和储藏温度	$T_J, T_{stg}$	-55to+150 $^\circ\text{C}$	

■ Device Marking 产品打标

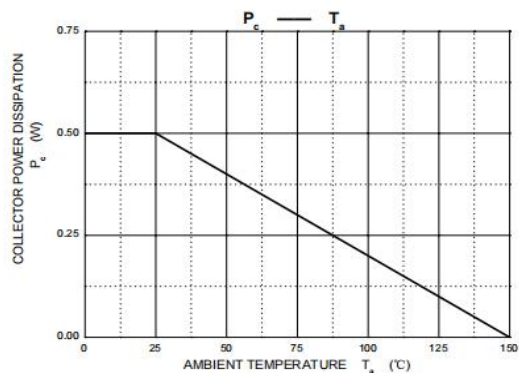
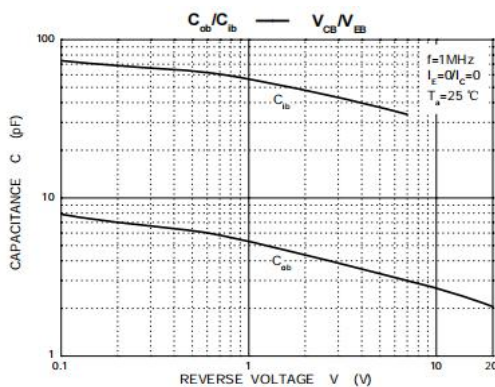
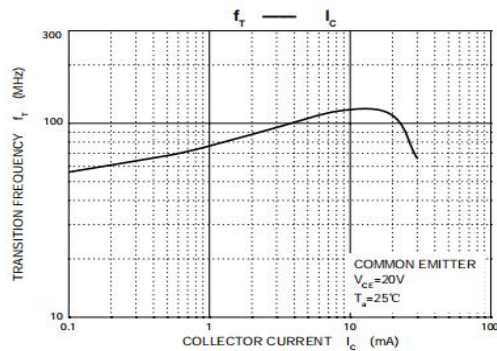
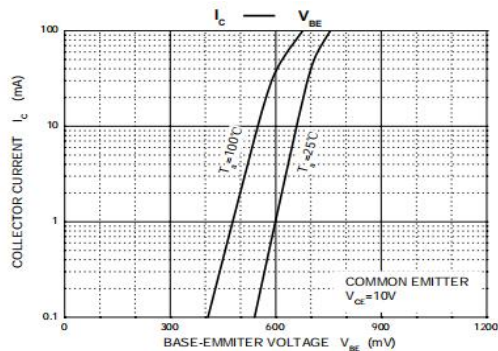
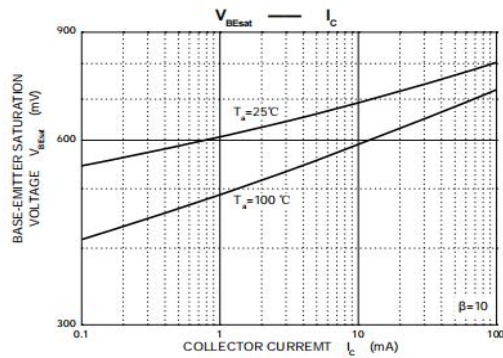
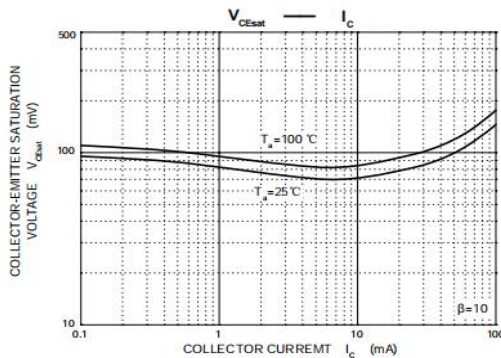
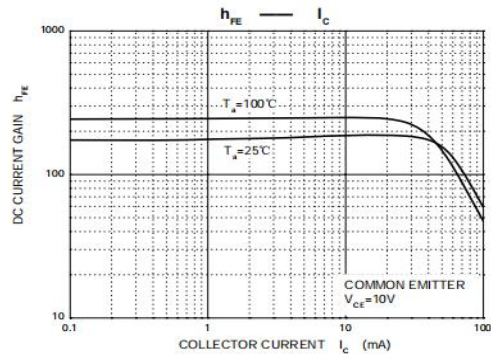
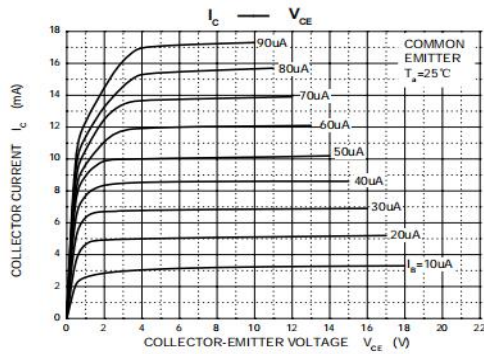
$H_{FE}$	70-140(O)	120-240(Y)
Mark	AO	AY

■ **Electrical Characteristics 电特性**

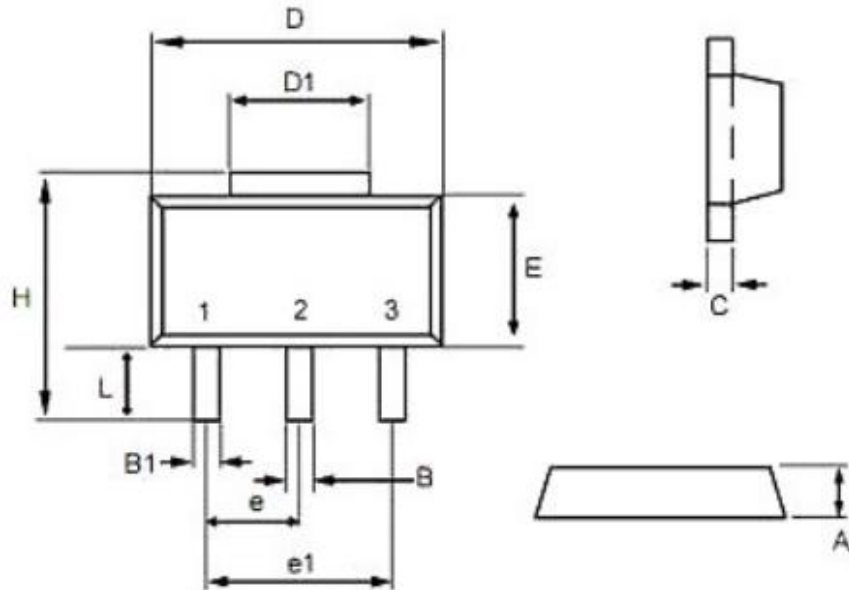
( $T_A=25^{\circ}\text{C}$  unless otherwise noted 如无特殊说明, 温度为  $25^{\circ}\text{C}$ )

Characteristic 特性参数	Symbol 符号	Min 最小值	Type 典型值	Max 最大值	Unit 单位
Collector-Base Breakdown Voltage 集电极基极击穿电压( $I_C=1\text{mA}$ , $I_E=0$ )	$BV_{CBO}$	200	—	—	V
Collector-Emitter Breakdown Voltage 集电极发射极击穿电压( $I_C=10\text{mA}$ , $I_B=0$ )	$BV_{CEO}$	150	—	—	V
Emitter-Base Breakdown Voltage 发射极基极击穿电压( $I_E=1\text{mA}$ , $I_C=0$ )	$BV_{EBO}$	5	—	—	V
Collector-Base Leakage Current 集电极基极漏电流( $V_{CB}=200\text{V}$ , $I_E=0$ )	$I_{CBO}$	—	—	100	nA
Emitter-Base Leakage Current 发射极基极漏电流( $V_{EB}=5\text{V}$ , $I_C=0$ )	$I_{EBO}$	—	—	100	nA
DC Current Gain 直流电流增益( $V_{CE}=5\text{V}$ , $I_C=10\text{mA}$ )	$H_{FE}$	70	—	240	
Collector-Emitter Saturation Voltage 集电极发射极饱和压降( $I_C=50\text{mA}$ , $I_B=5\text{mA}$ )	$V_{CE(sat)}$	—	—	0.5	V
Base-Emitter Saturation Voltage 基极发射极饱和压降( $I_C=50\text{mA}$ , $I_B=5\text{mA}$ )	$V_{BE(sat)}$	—	—	1	V
Base-Emitter On Voltage 基极发射极导通电压( $V_{CE}=5\text{V}$ , $I_C=30\text{mA}$ )	$V_{BE(on)}$	—	—	1	V
Transition Frequency 特征频率( $V_{CE}=10\text{V}$ , $I_C=10\text{mA}$ )	$f_T$	—	120	—	MHz
Output Capacitance 输出电容( $V_{CB}=10\text{V}$ , $I_E=0$ , $f=1\text{MHz}$ )	$C_{ob}$	—	5	—	pF

■ Typical Characteristic Curve 典型特性曲线



■Dimension 外形封装尺寸



Symbol	Dimensions In Millimeters		Dimensions In Inches	
	Min	Max	Min	Max
A	1.40	1.60	0.055	0.063
B	0.40	0.56	0.016	0.022
B1	0.35	0.48	0.014	0.019
C	0.35	0.44	0.014	0.017
D	4.40	4.60	0.173	0.181
D1	1.35	1.83	0.053	0.072
e	1.45	1.55	0.057	0.061
e1	2.95	3.05	0.116	0.120
E	2.29	2.60	0.090	0.102
H	3.75	4.25	0.148	0.167
L	0.80	1.20	0.031	0.047