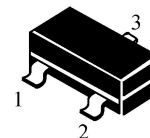


SOT-323 Bipolar Transistor 双极型三极管

■ **Features 特点**

NPN General Purpose 通用

- 1. BASE
- 2. EMITTER
- 3. COLLECTOR



■ **Absolute Maximum Ratings 最大额定值**

Characteristic 特性参数	Symbol 符号	BC846 AW/BW	BC847 AW/BW/CW	BC848 AW/BW/CW	Unit 单位
Collector-Base Voltage 集电极基极电压	V_{CBO}	80	50	30	V
Collector-Emitter Voltage 集电极发射极电压	V_{CEO}	65	45	30	V
Emitter-Base Voltage 发射极基极电压	V_{EBO}	6	6	5	V
Collector Current 集电极电流	I_C	100			mA
Power dissipation 耗散功率	$P_C(T_a=25^\circ\text{C})$	150			mW
Thermal Resistance Junction-Ambient 热阻	$R_{\theta JA}$	833			$^\circ\text{C}/\text{W}$
Junction and Storage Temperature 结温和储藏温度	T_J, T_{stg}	-55to+150 $^\circ\text{C}$			

■ **Device Marking 产品打标**

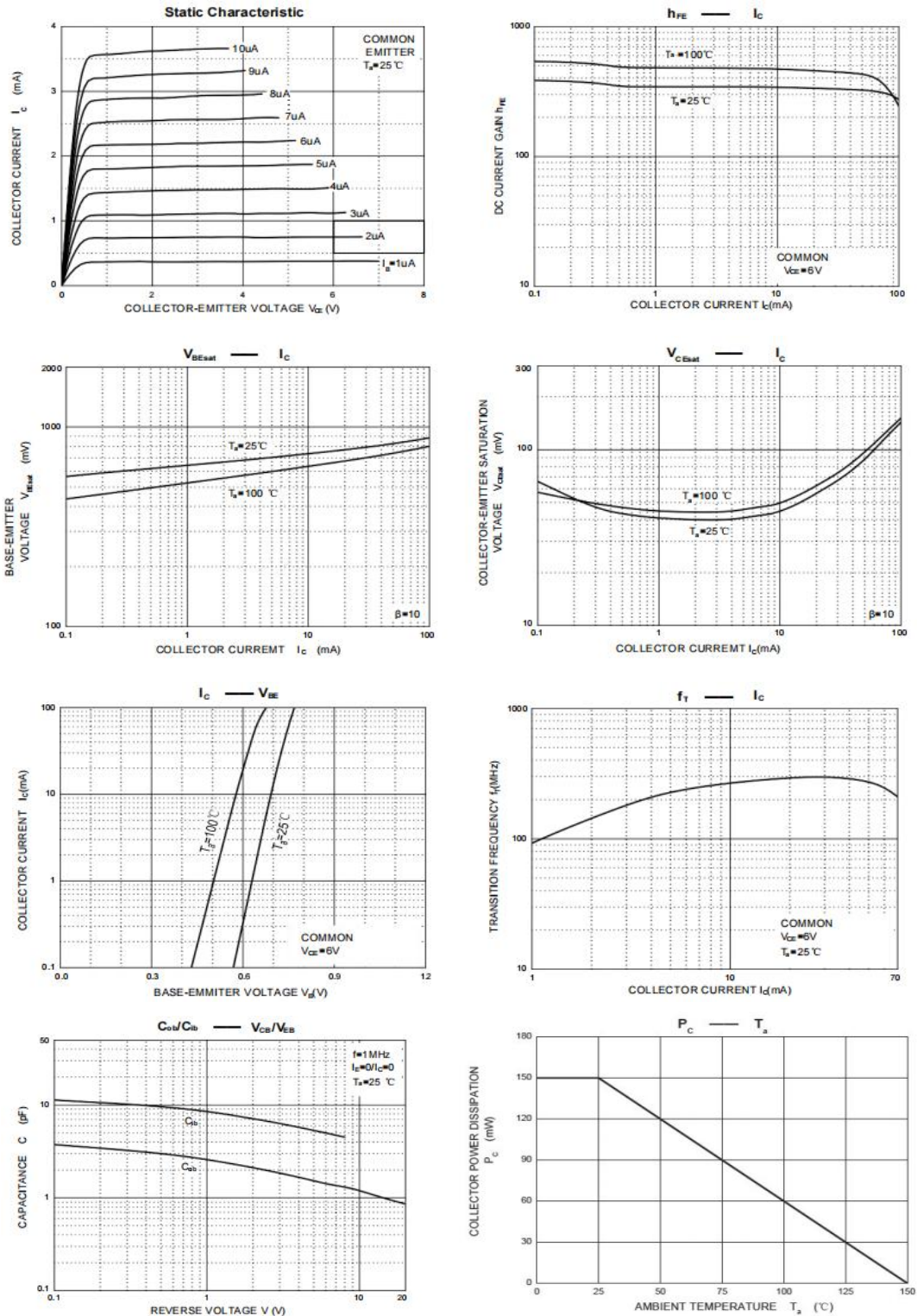
H_{FE}		110-220(AW)	200-450(BW)	420-800(CW)
Mark	BC846	1A	1B	
	BC847	1E	1F	1G
	BC848	1J	1K	1L

■ Electrical Characteristics 电特性

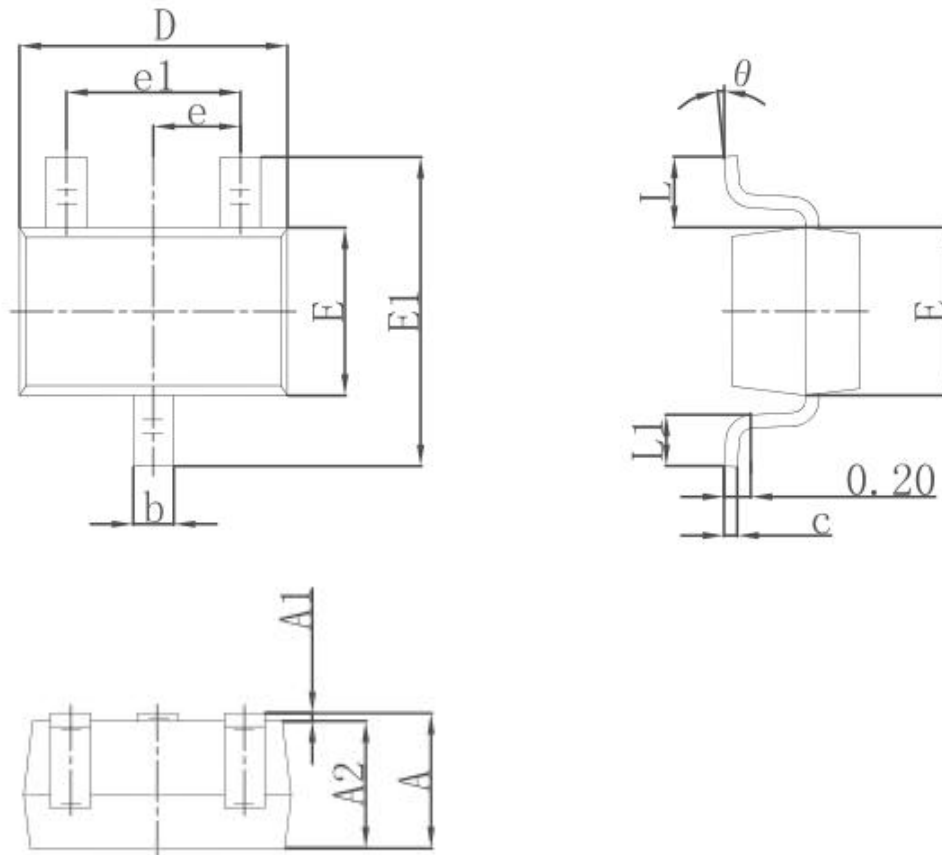
($T_A=25^{\circ}\text{C}$ unless otherwise noted 如无特殊说明, 温度为 25°C)

Characteristic 特性参数		Symbol 符号	Min 最小值	Type 典型值	Max 最大值	Unit 单位
Collector-Base Breakdown Voltage 集电极基极击穿电压 ($I_C=10\mu\text{A}$, $I_E=0$)	BC846AW/BW BC847AW/BW/CW BC848AW/BW/CW	BV_{CBO}	80 50 30	—	—	V
Collector-Emitter Breakdown Voltage 集电极发射极击穿电压 ($I_C=10\text{mA}$, $I_B=0$)	BC846AW/BW BC847AW/BW/CW BC848AW/BW/CW	BV_{CEO}	65 45 30	—	—	V
Emitter-Base Breakdown Voltage 发射极基极击穿电压 ($I_E=10\mu\text{A}$, $I_C=0$)		BV_{EBO}	5	—	—	V
Collector-Base Leakage Current 集电极基极漏电流	BC846AW/BW($V_{CB}=70\text{V}, I_E=0$) BC847AW/BW/CW($V_{CB}=50\text{V}, I_E=0$) BC848AW/BW/CW($V_{CB}=30\text{V}, I_E=0$)	I_{CBO}	—	—	100	nA
Emitter-Base Leakage Current 发射极基极漏电流 ($V_{EB}=5\text{V}$, $I_C=0$)		I_{EBO}	—	—	100	nA
DC Current Gain 直流电流增益 ($V_{CE}=5\text{V}, I_C=2\text{mA}$)	BC846AW/BC847AW/BC848AW BC846BW/BC847BW/BC848BW BC847CW/BC848CW	H_{FE}	110 200 420	180 290 520	220 450 800	
Collector-Emitter Saturation Voltage 集电极发射极饱和压降 ($I_C=100\text{mA}$, $I_B=5\text{mA}$)		$V_{CE(sat)}$	—	—	0.6	V
Base-Emitter Saturation Voltage 基极发射极饱和压降 ($I_C=100\text{mA}$, $I_B=5\text{mA}$)		$V_{BE(sat)}$	—	—	1.1	V
Transition Frequency 特征频率 ($V_{CE}=5\text{V}$, $I_C=10\text{mA}$)		f_T	100	—	—	MHz
Output Capacitance 输出电容 ($V_{CB}=10\text{V}$, $I_E=0$, $f=1\text{MHz}$)		C_{ob}	—	4.5	—	pF

■ Typical Characteristic Curve 典型特性曲线



■Dimension 外形封装尺寸



Symbol	Dimensions In Millimeters		Dimensions In Inches	
	Min	Max	Min	Max
A	0.900	1.100	0.035	0.043
A1	0.000	0.100	0.000	0.004
A2	0.900	1.000	0.035	0.039
b	0.200	0.400	0.008	0.016
c	0.080	0.150	0.003	0.006
D	2.000	2.200	0.079	0.087
E	1.150	1.350	0.045	0.053
E1	2.150	2.450	0.085	0.096
e	0.650 TYP		0.026 TYP	
e1	1.200	1.400	0.047	0.055
L	0.525 REF		0.021 REF	
L1	0.260	0.460	0.010	0.018
θ	0°	8°	0°	8°