

SOT-23 Switching Diode 开关二极管

■ Features 特点

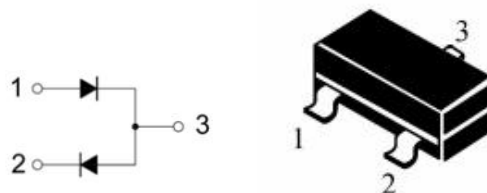
Fast Switching Speed 快的开关速度

Surface mount device 表面贴装器件

Low Leakage Current 低漏电流

Case 封装:SOT-23

Marking 印字: JY



■ Maximum Rating 最大额定值

($T_A=25^{\circ}\text{C}$ unless otherwise noted 如无特殊说明, 温度为 25°C)

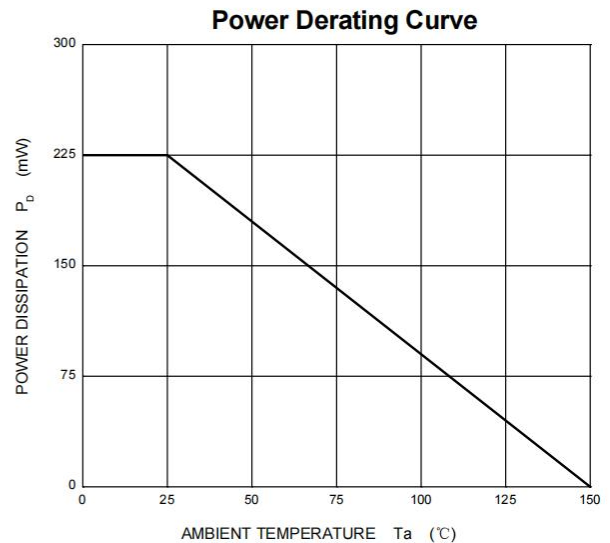
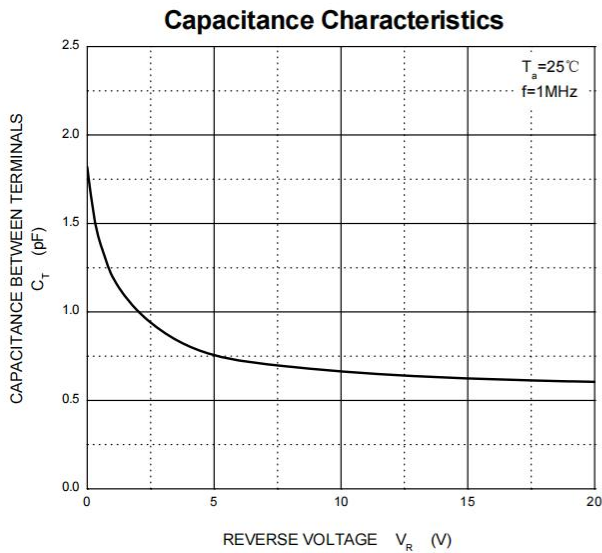
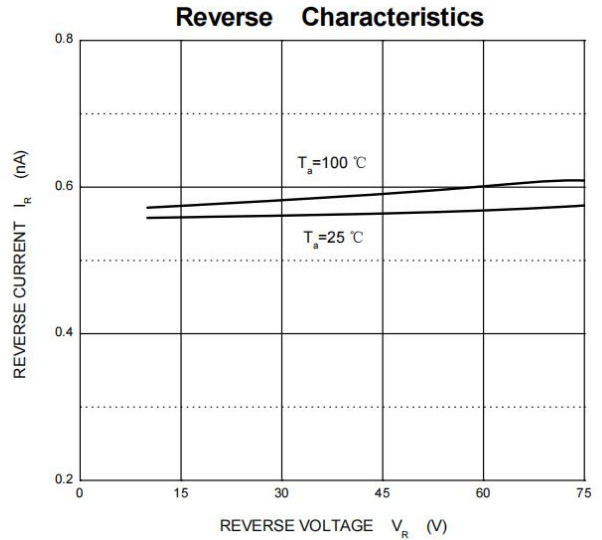
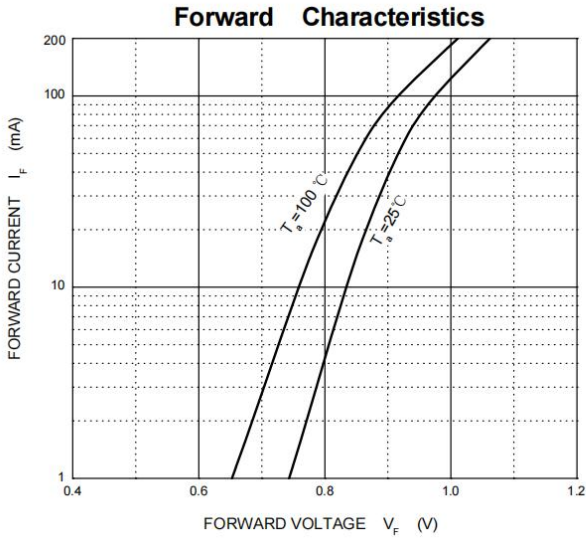
Characteristic 特性参数	Symbol 符号	Rating 额定值	Unit 单位
Peak Reverse Voltage 反向峰值电压	V_{RRM}	85	V
Reverse Work Voltage 反向工作电压	V_{RWM}	85	V
DC Reverse Voltage 直流反向电压	V_R	75	V
Forward Rectified Output Current 正向工作电流	I_O	150	mA
Non-Repetitive Peak Surge Current@ $t=1\text{mS}$ 不重复峰值浪涌电流@ $t=1\text{S}$	I_{FSM}	1 0.5	A
Power Dissipation 耗散功率	P_D	225	mW
Junction/Storage Temperature 结温/储藏温度	T_J, T_{stg}	$-50\text{to}+150^{\circ}\text{C}$	$^{\circ}\text{C}$

■ Electrical Characteristics 电特性

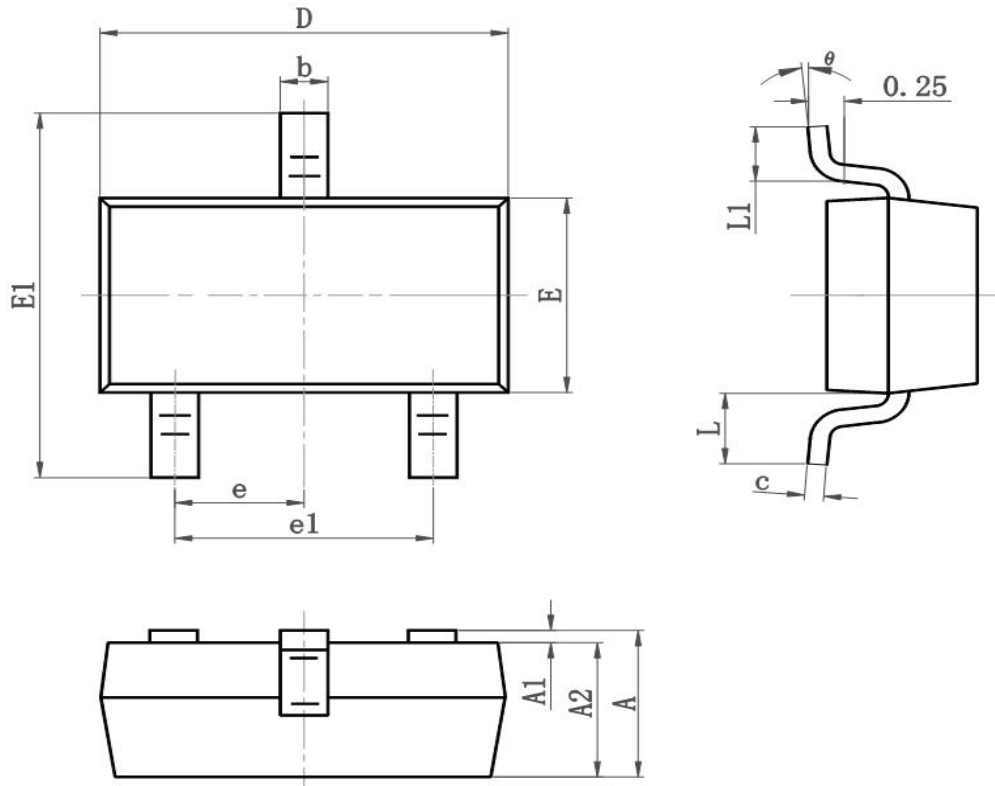
($T_A=25^{\circ}\text{C}$ unless otherwise noted 如无特殊说明, 温度为 25°C)

Characteristic 特性参数	Symbol 符号	Min 最小值	Max 最大值	Unit 单位	Condition 条件
Reverse Voltage 反向电压	V_R	75		V	$I_R=100\mu\text{A}$
Forward Voltage 正向电压	V_F		0.9 1.0 1.1 1.25	V	$I_F=1\text{mA}$ $I_F=10\text{mA}$ $I_F=50\text{mA}$ $I_F=150\text{mA}$
Reverse Current 反向电流	I_R		5	nA	$V_R=75\text{V}$
Junction Capacitance 结电容	C_J		2	pF	$V_R=4\text{V}, f=1\text{MHz}$
Revers Recovery Time 反向恢复时间	T_{rr}		3	μS	$I_{rr} = 0.1 * I_R, I_F = I_R = 10\text{mA}, R_L = 100\Omega$

■ Typical Characteristic Curve 典型特性曲线



■ Dimension 外形封装尺寸



Symbol	Dimensions In Millimeters		Dimensions In Inches	
	Min	Max	Min	Max
A	0.900	1.150	0.035	0.045
A1	0.000	0.100	0.000	0.004
A2	0.900	1.050	0.035	0.041
b	0.300	0.500	0.012	0.020
c	0.080	0.150	0.003	0.006
D	2.800	3.000	0.110	0.118
E	1.200	1.400	0.050	0.055
E1	2.250	2.550	0.089	0.100
e	0.900	1.00	0.035	0.039
e1	1.800	2.000	0.071	0.079
L	0.500	0.600	0.020	0.024
L1	0.300	0.500	0.012	0.020
θ	0°	8°	0°	8°