

**SMAF Schottky Barrier Rectifier Diode 肖特基势垒整流二极管**

■ **Features 特点**

Low forward voltage drop 低正向压降

High current capability 高电流能力

Surface mount device 表面贴装器件

Case 封装:SMAF



SMAF

■ **Maximum Rating 最大额定值**

( $T_A=25^{\circ}\text{C}$  unless otherwise noted 如无特殊说明, 温度为  $25^{\circ}\text{C}$ )

Characteristic 特性参数	Symbol 符号	SS32F	SS33F	SS34F	SS35F	SS36F	SS38F	SS39F	SS310F	Unit 单位
Peak Reverse Voltage 反向峰值电压	$V_{RRM}$	20	30	40	50	60	80	90	100	V
DC Reverse Voltage 直流反向电压	$V_R$	20	30	40	50	60	80	90	100	V
RMS Reverse Voltage 反向电压均方根值	$V_{R(RMS)}$	14	21	28	35	42	56	63	70	V
Forward Rectified Current 正向整流电流	$I_F$	3								A
Peak Surge Current 峰值浪涌电流	$I_{FSM}$	80								A
Thermal Resistance J-L 结到管脚热阻	$R_{\theta JL}$	10								$^{\circ}\text{C}/\text{W}$
Junction Temperature 结温	$T_J$	150								$^{\circ}\text{C}$
Storage Temperature 储藏温度	$T_{stg}$	-65to+150 $^{\circ}\text{C}$								$^{\circ}\text{C}$

■ **Electrical Characteristics 电特性**

( $T_A=25^{\circ}\text{C}$  unless otherwise noted 如无特殊说明, 温度为  $25^{\circ}\text{C}$ )

Characteristic 特性参数	Symbol 符号	SS32F-SS34F	SS35F-SS36F	SS38F-SS310F	Unit 单位	Condition 条件
Forward Voltage 正向电压	$V_F$	0.55	0.70	0.85	V	$I_F=3\text{A}$
Reverse Current 反向电流	$I_R(25^{\circ}\text{C})$ $(100^{\circ}\text{C})$	0.1 5		0.02 2	mA	$V_R=V_{RRM}$
Diode Capacitance 二极管电容	$C_D$	300			pF	$V_R=4\text{V}, f=1\text{MHz}$

■ Typical Characteristic Curve 典型特性曲线

FIG.1-TYPICAL FORWARD CURRENT DERATING CURVE

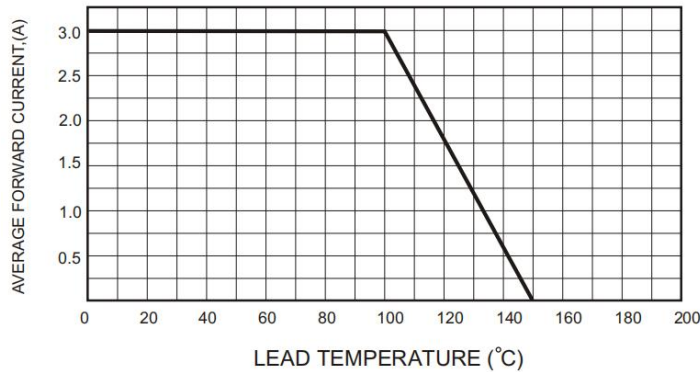


FIG.3-MAXIMUM NON-REPETITIVE FORWARD SURGE CURRENT

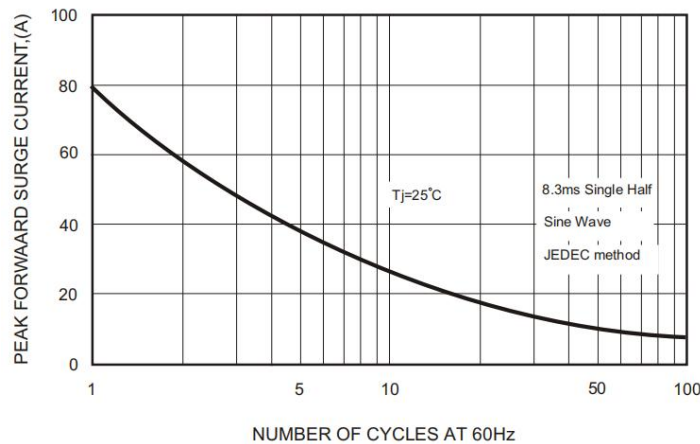


FIG.4-TYPICAL JUNCTION CAPACITANCE

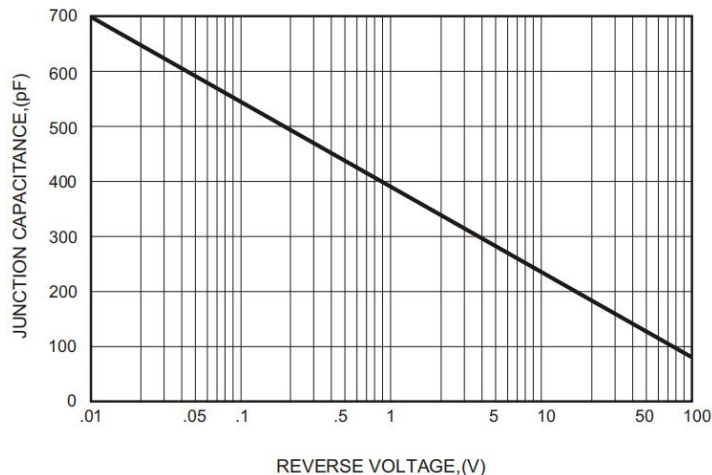


FIG.2-TYPICAL FORWARD

CHARACTERISTICS

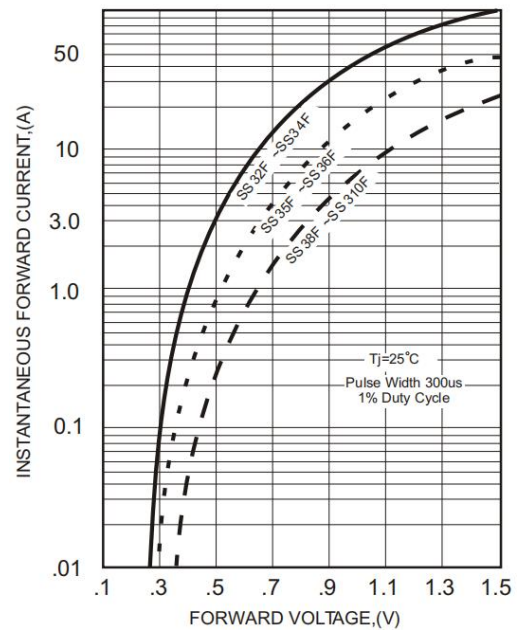
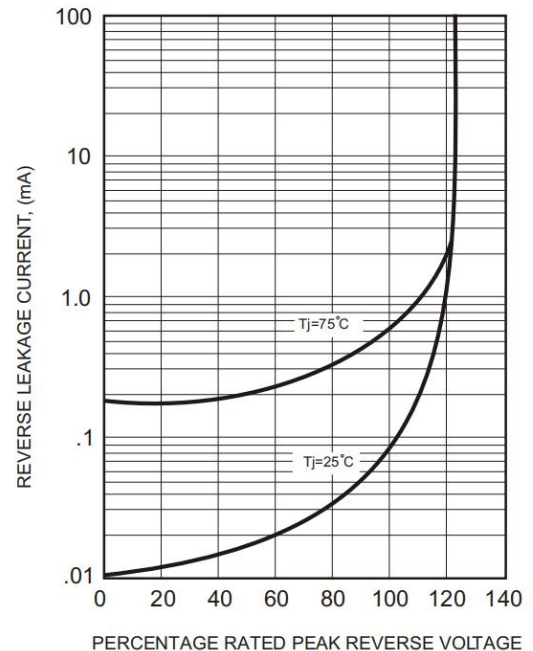
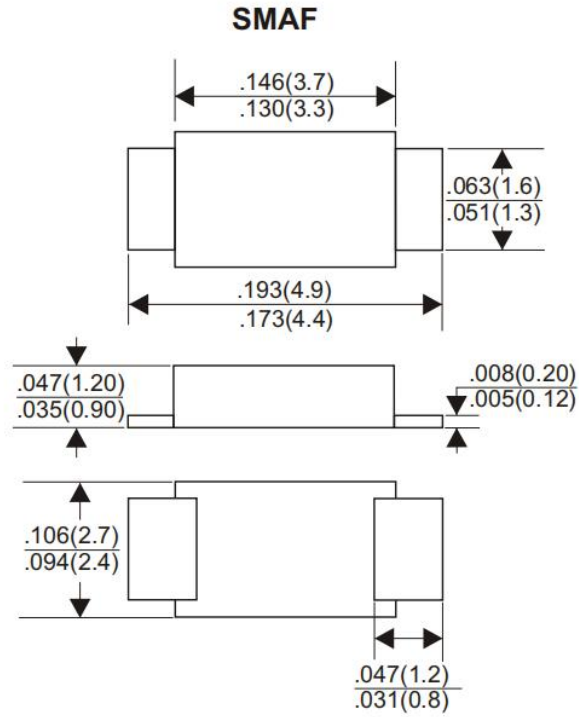


FIG.5 - TYPICAL REVERSE

CHARACTERISTICS



■Dimension 外形封装尺寸



Dimensions in inches and (millimeters)