

SOD-323 ESD 静电保护二极管

■ Features 特点

Bidirectional 双向

Ultra-low Capacitance 超低电容



■ Applications 应用

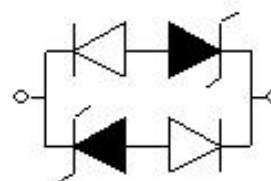
I/O Interfaces 输入输出接口

Industrial and Serve Robots 工业和服务机器人

Laptops and Desktops 便携和台式电脑

TV and Monitors 电视和监视器

Wearables 可穿戴电子产品



■ Device Marking 产品打标

$V_{RWM}(V)$	3.3	5	8	12	15	18	24	36
Marking	CC	AC	BC	DC	EC	FC	HC	KC

■ Absolute Maximum Ratings 最大额定值

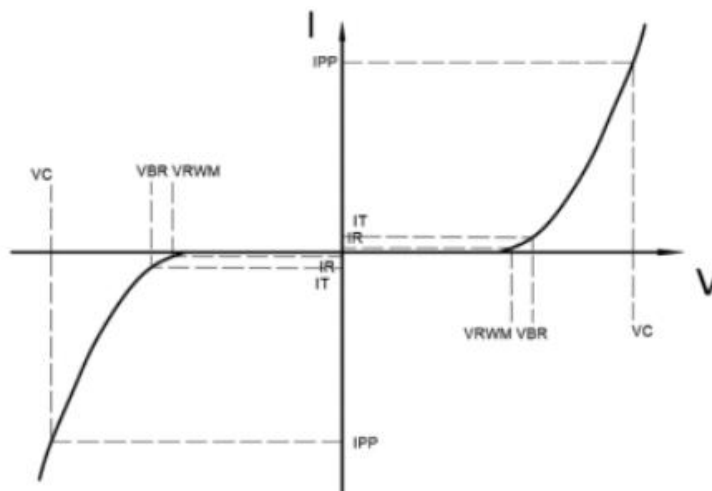
Characteristic 特性参数	Symbol 符号	Rat 额定值	Unit 单位
ESD (IEC61000-4-2 contact discharge) @25°C接触放电	V_{ESD}	± 25	KV
ESD (IEC61000-4-2 air discharge) @25°C空气放电	V_{ESD}	± 25	KV
Peak Pulse Power @25°C峰值脉冲功率	P_{PK}	350	W
Lead Temperature 管脚温度	T_L	260	°C
Lead Solder Time 管脚焊接时间	T_L	10	S
Operating Temperature 工作温度	T_{op}	-40~85	°C
Junction Temperature 结温	T_J	-55~125	°C
Storage Temperature 储存温度	T_{stg}	-55~150	°C

■ **Electrical Characteristics 电特性**

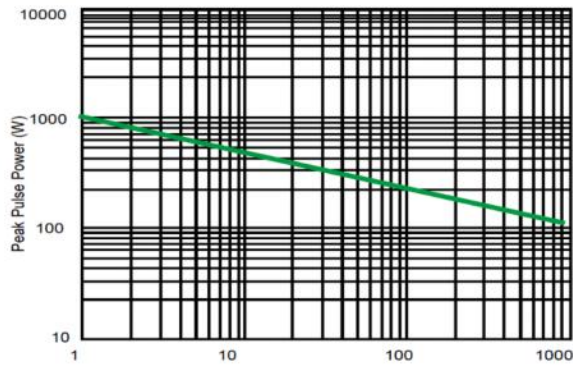
($T_A=25^{\circ}\text{C}$ unless otherwise noted 如无特殊说明, 温度为 25°C)

Part No.型号	$V_{RWM}(V)$	$V_{R(BR)}(V)$	$V_C(V)@I_T=1A$	$I_{PP}(A)$	$V_C(V)@I_T=I_{PP}$	$I_R(\mu A)$	$C_j(pF)$
FSLC3D3V1B	3.3	4.5	8.5	19.0	20.0	1.0	0.8
FSLC3D5V1B	5.0	6.5	9.5	18.0	21.0	1.0	0.8
FSLC3D8V1B	8.0	8.5	12.0	14.0	25.0	1.0	0.8
FSLC3D12V1B	12.0	13.3	19.0	9.0	35	1.0	0.8
FSLC3D15V1B	15.0	16.5	24	7.0	45	1.0	0.8
FSLC3D18V1B	18.0	20.0	30	6.0	50	1.0	0.8
FSLC3D24V1B	24.0	26.0	34	5.0	55	1.0	0.8
FSLC3D36V1B	36.0	38.0	55	3.0	70	1.0	0.8

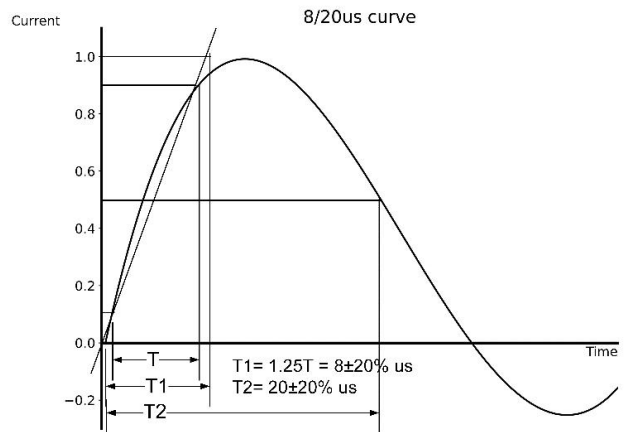
V_{RWM}	Reverse Working Voltage 反向工作电压
$V_{R(BR)}$	Reverse Breakdown Voltage 反向击穿电压@ $I_T=1mA$
I_T	Test Current 测试电流
I_R	Reverse Leakage Current 反向漏电流@ V_{RWM}
V_C	Clamping Voltage 钳位电压
I_{PP}	Reverse Peak Pulse Current 浪涌电流
C_j	Junction Capacitance 结电容 $V_{I0}=0V, V_{P-P} = 30mV, f = 1MHz$



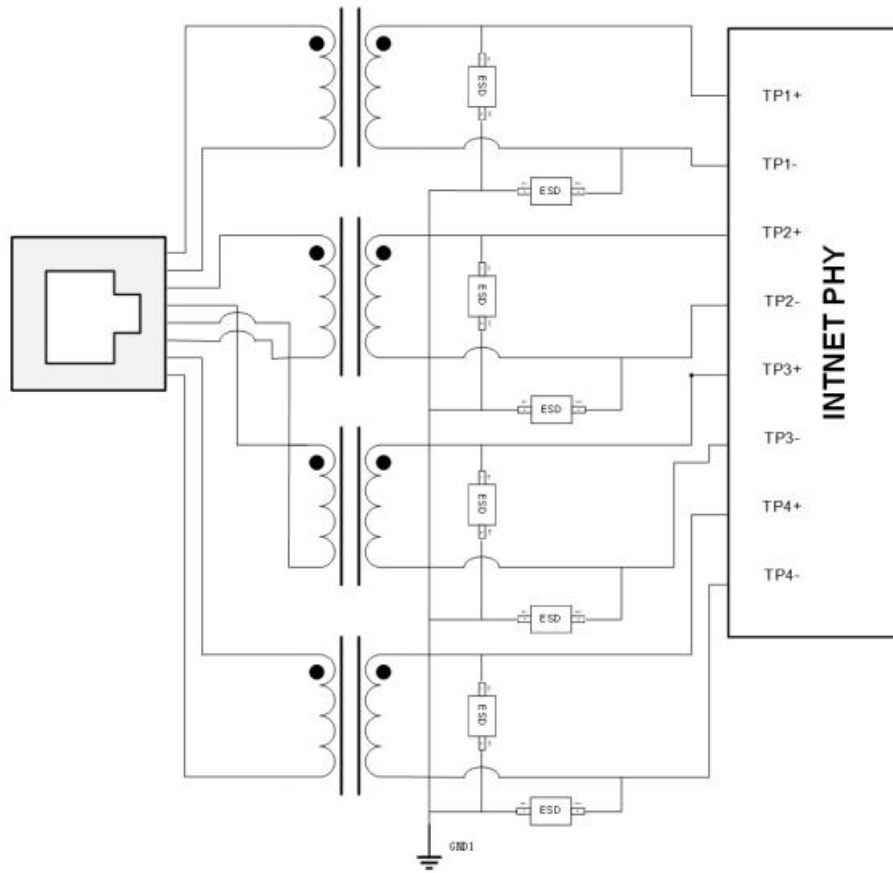
■ Typical Characteristic Curve 典型特性曲线



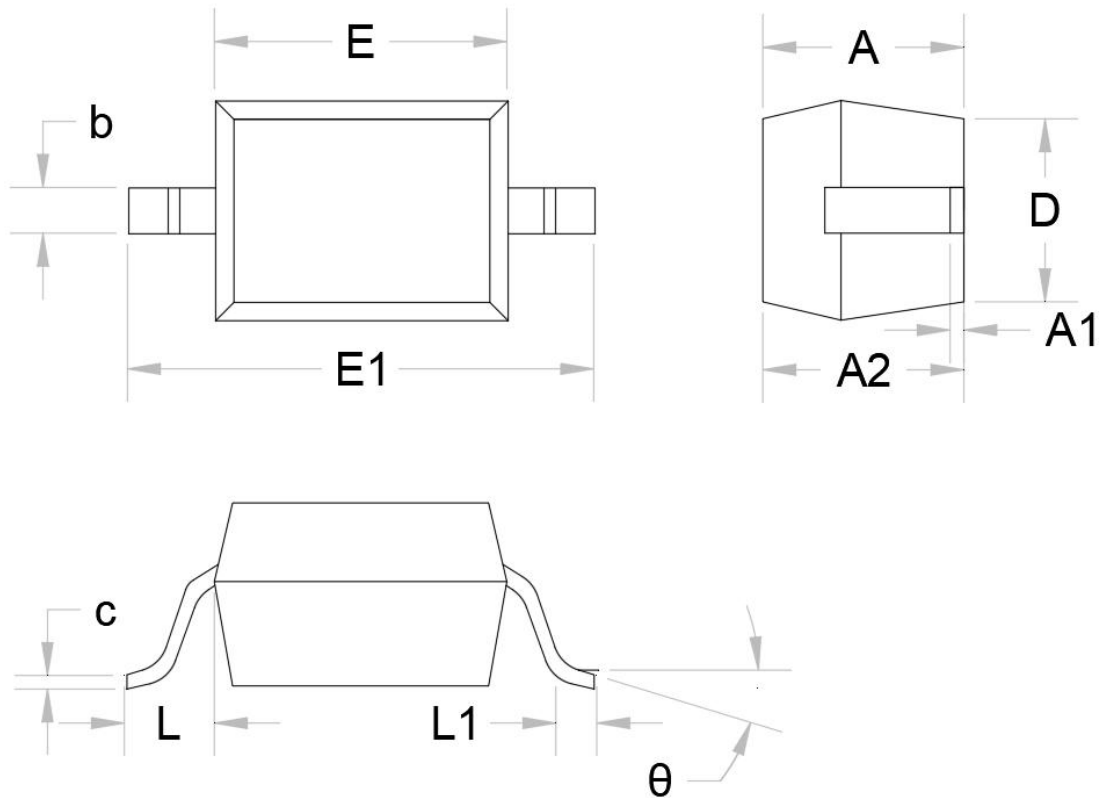
Non-repetitive peak pulse power vs. pulse time



■ Typical Application 典型应用



■ Dimension 外形封装尺寸



Symbol	Dimensions in Millimeters		Dimensions in Inches	
	Min.	Max.	Min.	Max.
A		1.000		0.039
A1	0.000	0.100	0.000	0.004
A2	0.800	0.900	0.031	0.035
b	0.250	0.350	0.010	0.014
C	0.080	0.150	0.003	0.006
D	1.200	1.400	0.047	0.055
E	1.600	1.800	0.063	0.071
E1	2.550	2.750	0.100	0.108
L	0.475REF		0.019REF	
L1	0.250	0.400	0.010	0.016
θ	0°	8°	0°	8°