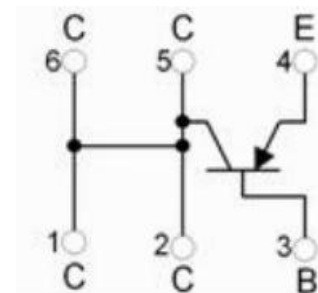


SOT-23-6L Bipolar Transistor 双极型三极管

■ **Features 特点**

PNP Power Amplifier 功率放大

■ **Absolute Maximum Ratings 最大额定值**



Characteristic 特性参数	Symbol 符号	Rat 额定值	Unit 单位
Collector-Base Voltage 集电极基极电压	V_{CBO}	-40	V
Collector-Emitter Voltage 集电极发射极电压	V_{CEO}	-25	V
Emitter-Base Voltage 发射极基极电压	V_{EBO}	-5	V
Collector Current 集电极电流	I_C	-1500	mA
Power dissipation 耗散功率	$P_C(T_a=25^\circ\text{C})$	350	mW
Thermal Resistance Junction-Ambient 热阻	$R_{\theta JA}$	357	$^\circ\text{C}/\text{W}$
Junction and Storage Temperature 结温和储藏温度	T_J, T_{stg}	-55to+150 $^\circ\text{C}$	

■ **Device Marking 产品打标**

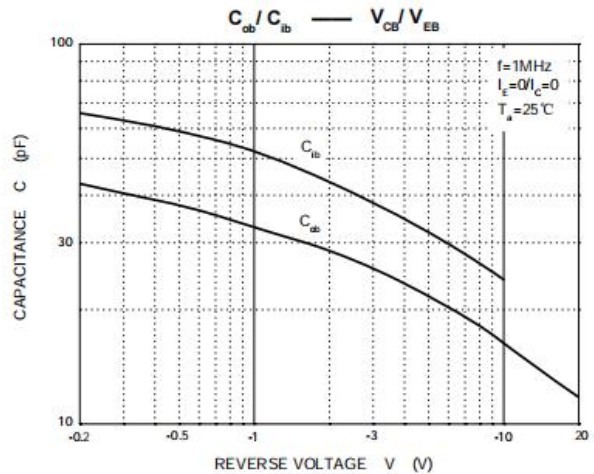
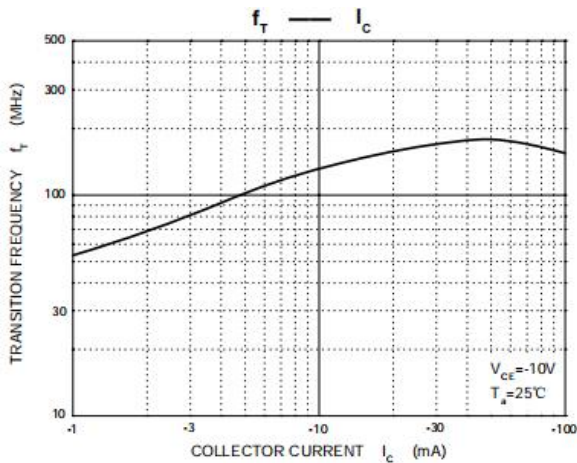
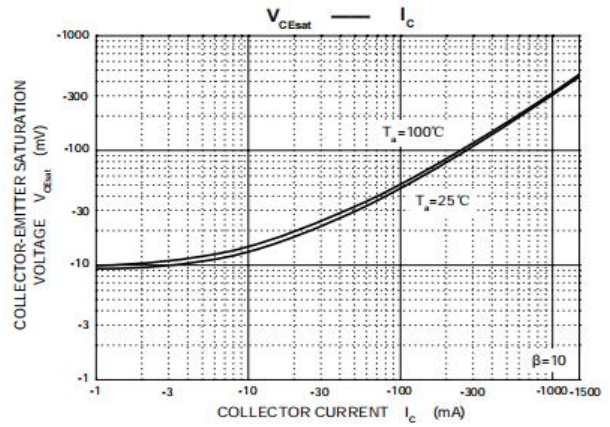
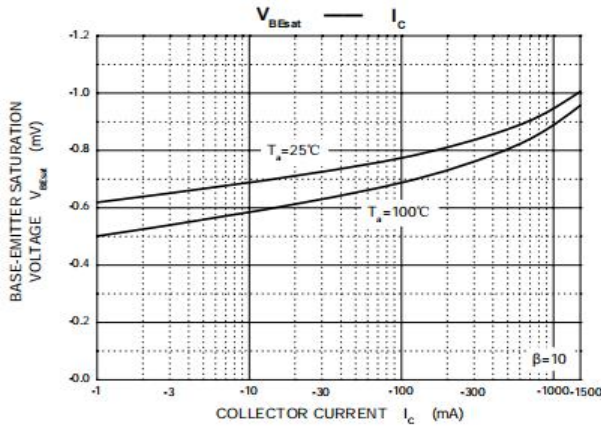
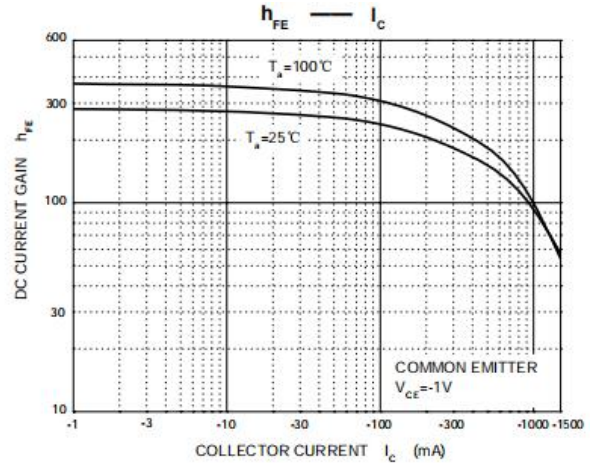
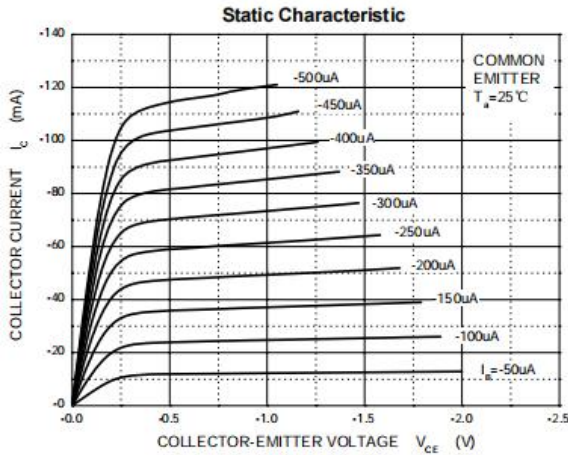
FSL818CA=818CA

■ Electrical Characteristics 电特性

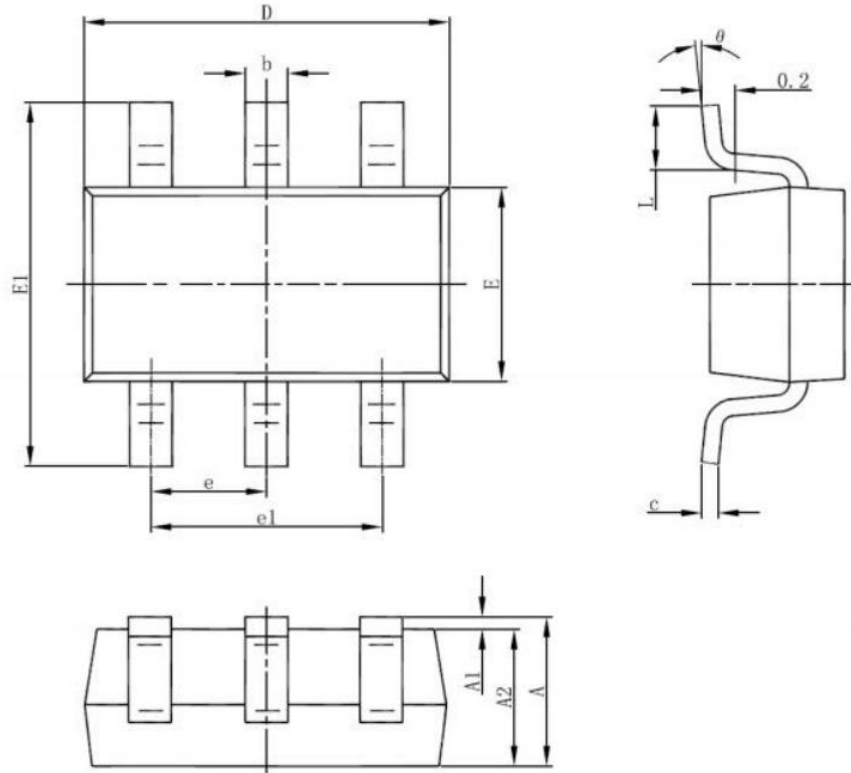
($T_A=25^{\circ}\text{C}$ unless otherwise noted 如无特殊说明, 温度为 25°C)

Characteristic 特性参数	Symbol 符号	Min 最小值	Type 典型值	Max 最大值	Unit 单位
Collector-Base Breakdown Voltage 集电极基极击穿电压($I_C = -100\mu\text{A}$, $I_E = 0$)	BV_{CBO}	-40	—	—	V
Collector-Emitter Breakdown Voltage 集电极发射极击穿电压($I_C = -1\text{mA}$, $I_B = 0$)	BV_{CEO}	-25	—	—	V
Emitter-Base Breakdown Voltage 发射极基极击穿电压($I_E = -100\mu\text{A}$, $I_C = 0$)	BV_{EBO}	-5	—	—	V
Collector-Base Leakage Current 集电极基极漏电流($V_{CB} = -40\text{V}$, $I_E = 0$)	I_{CBO}	—	—	-100	nA
Collector-Emitter Punch Throng Current 集电极发射极穿透电流($V_{CE} = -20\text{V}$, $V_{BE} = 0$)	I_{CES}	—	—	-100	nA
Emitter-Base Leakage Current 发射极基极漏电流($V_{EB} = -5\text{V}$, $I_C = 0$)	I_{EBO}	—	—	-100	nA
DC Current Gain 直流电流增益($V_{CE} = -1\text{V}$, $I_C = -500\text{mA}$)	$H_{FE} (1)$	100	—	360	
DC Current Gain 直流电流增益($V_{CE} = -1\text{V}$, $I_C = -1500\text{mA}$)	$H_{FE} (2)$	40	—	—	
Collector-Emitter Saturation Voltage 集电极发射极饱和压降 ($I_C = -1500\text{mA}$, $I_B = -150\text{mA}$)	$V_{CE(sat)}$	—	—	-0.38	V
Base-Emitter Saturation Voltage 基极发射极饱和压降 ($I_C = -1500\text{mA}$, $I_B = -150\text{mA}$)	$V_{BE(sat)}$	—	—	-1.2	V
Transition Frequency 特征频率($V_{CE} = -10\text{V}$, $I_C = -50\text{mA}$)	f_T	100	—	—	MHz
Output Capacitance 输出电容($V_{CB} = -10\text{V}$, $I_E = 0$, $f = 1\text{MHz}$)	C_{ob}	—	20	—	pF

■ Typical Characteristic Curve 典型特性曲线



■Dimension 外形封装尺寸



Symbol	Dimensions In Millimeters		Dimensions In Inches	
	Min	Max	Min	Max
A	1.050	1.250	0.041	0.049
A1	0.000	0.100	0.000	0.004
A2	1.050	1.150	0.041	0.045
b	0.300	0.500	0.012	0.020
c	0.100	0.200	0.004	0.008
D	2.820	3.020	0.111	0.119
E	1.500	1.700	0.059	0.067
E1	2.650	2.950	0.104	0.116
e	0.900	1.00	0.035	0.039
e1	1.800	2.000	0.071	0.079
L	0.450	0.650	0.018	0.026
L1	0.300	0.600	0.012	0.024
θ	0°	8°	0°	8°